

# The State of New Jersey Nonprofit Funding 2026 Edition

What 990-PF filings from every grantmaking private foundation headquartered in New Jersey reveal about who gives, where the money goes, and how grant sizes are changing.

**\$7.46B**

granted by NJ private  
foundations, FY2022–2024

**2,635**

foundations made at least  
one grant in FY2023

**\$5,000**

median grant in FY2024 —  
up 67% from \$3,000 in  
FY2020

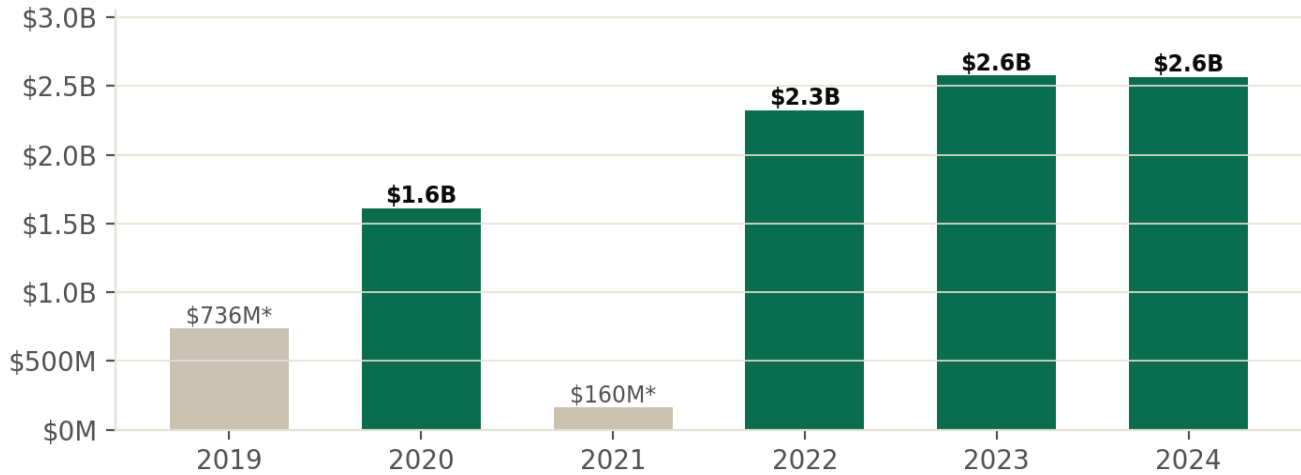
**34.3%**

of NJ foundation dollars  
stayed in New Jersey

# Key findings

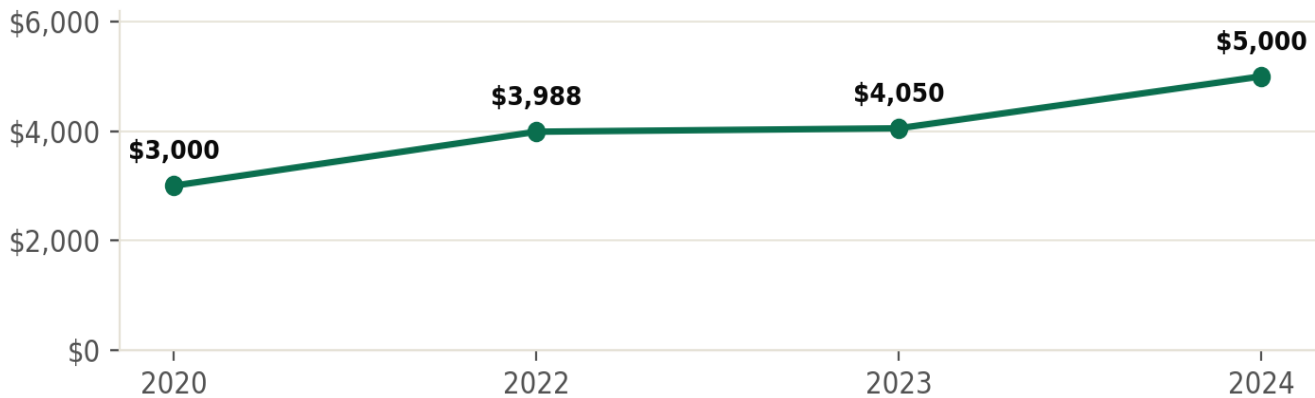
New Jersey's private foundations reported **\$2.57 billion** in grants on fiscal-year-2024 filings, essentially level with 2023 (\$2.58B) and up 11% from 2022 (\$2.32B). The typical grant is getting bigger: the median grant rose from \$3,000 in FY2020 to **\$5,000 in FY2024 (+67%)**, and the mean rose from \$41,600 to \$61,400 — foundations are writing fewer, larger checks relative to the number of grantees they support.

**Total reported giving by NJ private foundations**



\* Partial IRS e-file coverage year (2019: 706 filers; 2021: 293 filers vs ~2,200-2,600 in full years). Not comparable.

**Median grant size (full-coverage years)**

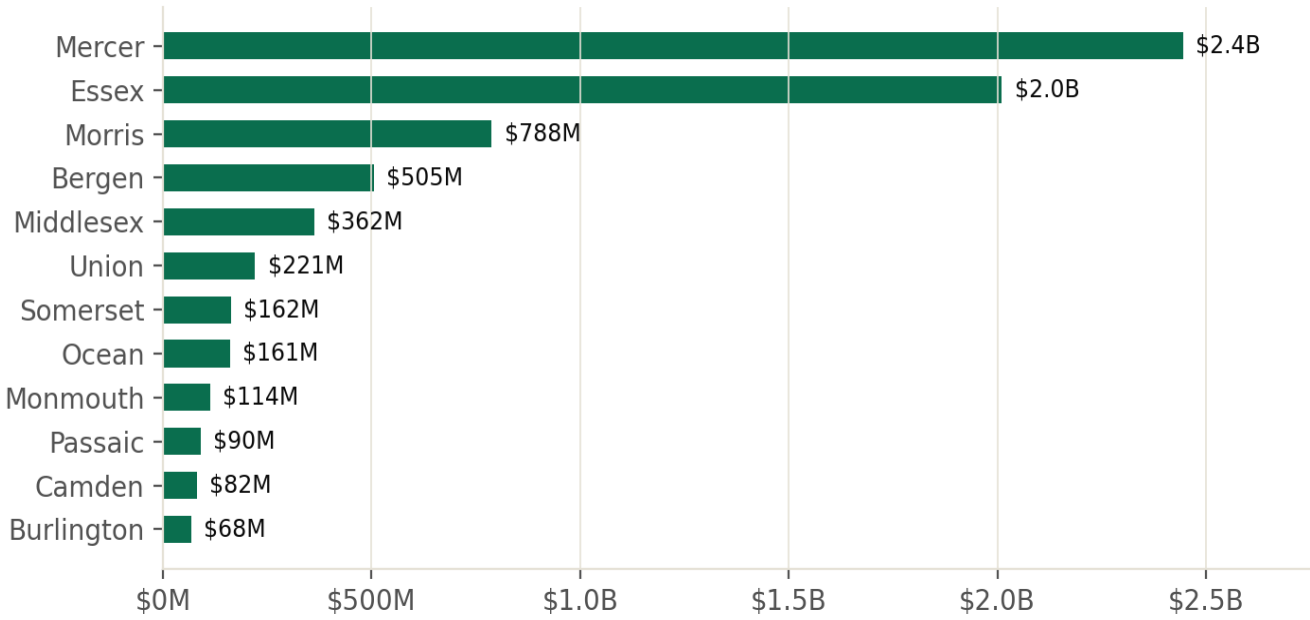


Coverage note: totals reflect filings available in the IRS e-file XML corpus. 2019 and 2021 are shown for context only — e-file coverage in those years captures a fraction of filers (706 and 293 foundations, respectively, vs. 2,200-2,600 in full years). Every year-over-year claim in this report compares matched cohorts or full-coverage years only.

# Grant dollars by county

Foundation wealth in New Jersey is intensely concentrated. **Mercer County** — home of the Robert Wood Johnson Foundation in Princeton — accounts for \$2.45B of FY2022–24 giving, a third of the state total. Mercer also posts the state's highest median grant (\$15,000, 3x the state median), while **Bergen County** has the most foundations (375) but a \$3,500 median — many small family foundations. County reflects the foundation's headquarters, not the recipient's location.

**Foundation giving by headquarters county, 2022-2024**



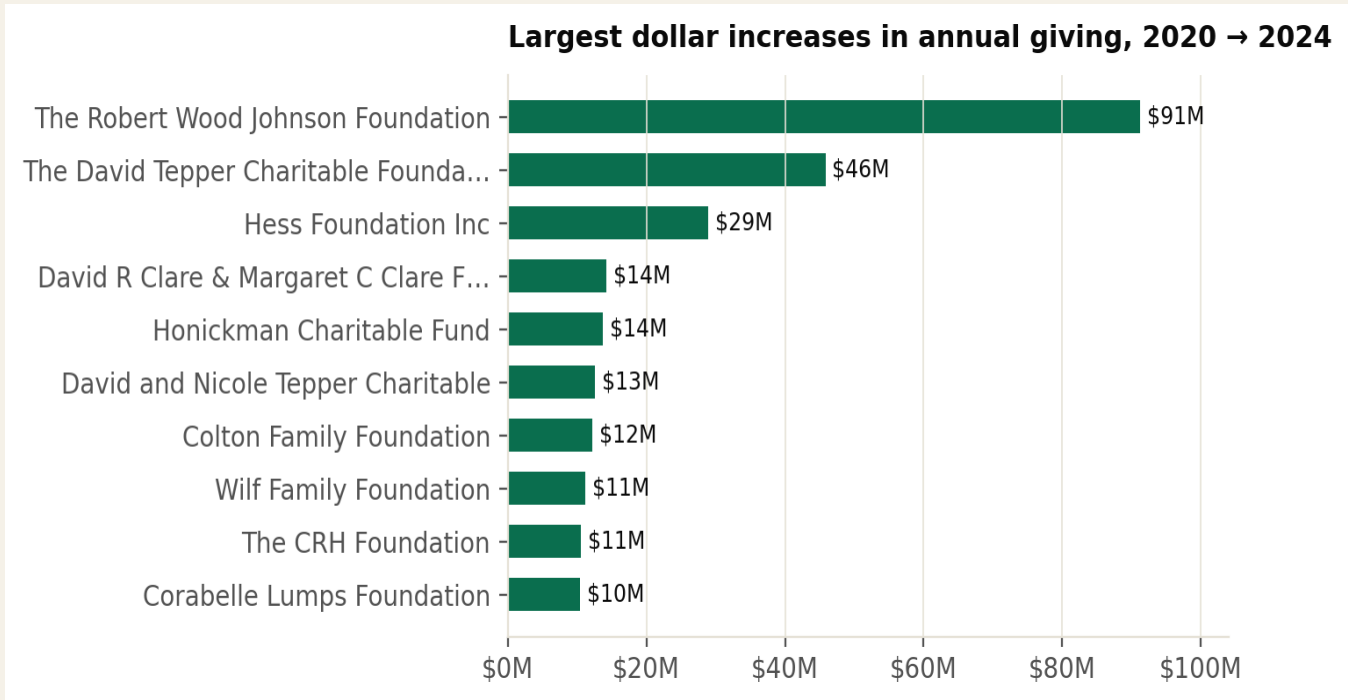
County	Foundations	Grants	Total giving	Mean grant	Median grant
Mercer	197	17,697	\$2.45B	\$138,213	\$15,000
Essex	235	14,184	\$2.01B	\$141,777	\$5,000
Morris	267	13,832	\$788.0M	\$56,967	\$5,000
Bergen	375	17,456	\$505.4M	\$28,954	\$3,500
Middlesex	99	6,156	\$362.0M	\$58,808	\$5,000
Union	113	5,211	\$220.7M	\$42,343	\$4,000
Somerset	129	7,262	\$162.4M	\$22,356	\$9,000
Ocean	167	7,810	\$160.6M	\$20,570	\$1,500
Monmouth	91	6,142	\$113.8M	\$18,527	\$2,000
Passaic	46	1,482	\$89.9M	\$60,670	\$3,500
Camden	51	2,873	\$81.8M	\$28,488	\$4,500
Burlington	28	1,591	\$68.4M	\$42,994	\$5,000
Hudson	41	1,164	\$67.4M	\$57,933	\$5,000

County	Foundations	Grants	Total giving	Mean grant	Median grant
Hunterdon	11	420	\$14.6M	\$34,673	\$5,000
Atlantic	14	568	\$11.1M	\$19,545	\$1,500
Gloucester	2	56	\$8.0M	\$143,704	\$2,025
Other / unmapped	1,071	30,452	\$351.6M	\$11,546	\$2,500

Small-sample counties (Gloucester: 2 foundations; Hunterdon: 11; Atlantic: 14) are directional only. "Other / unmapped" covers foundations in municipalities outside the 100 largest grantmaking cities.

# The 50 fastest-growing NJ foundations

Comparing the same foundations' FY2020 and FY2024 filings (matched cohort, minimum \$100K of FY2020 giving), these 50 grantmakers added the most annual giving. RWJF's \$91M increase leads in dollars, but the sharpest expansions are family foundations scaling from six to eight figures — the Honickman Charitable Fund grew 66x, from \$209K to \$13.9M. For grantseekers, a foundation in growth mode is often building new program areas — the best moment to introduce your organization.



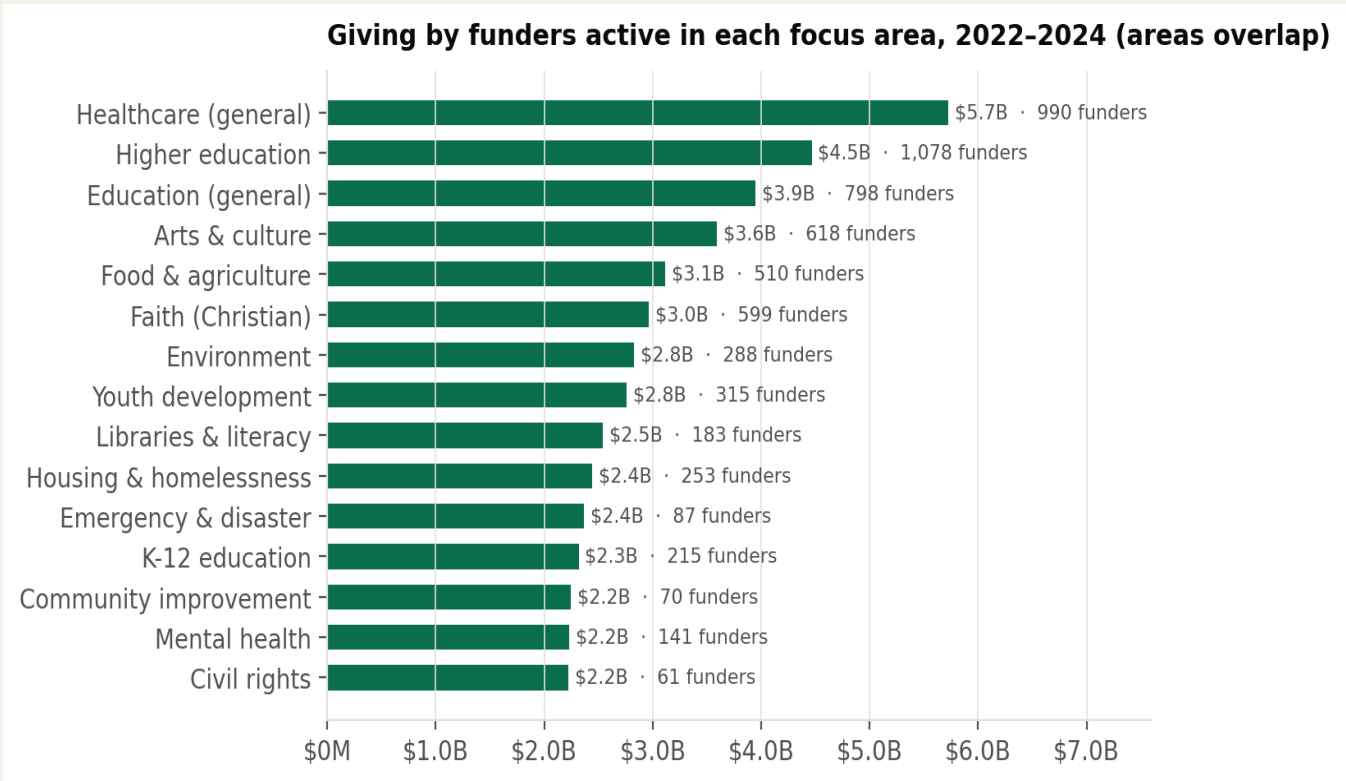
#	Foundation	City	FY2020	FY2024	Change	%
1	The Robert Wood Johnson Foundation	Princeton	\$531.4M	\$622.6M	\$91.2M	+17%
2	The David Tepper Charitable Foundation	Livingston	\$41.2M	\$87.0M	\$45.8M	+111%
3	Hess Foundation Inc	Parsippany	\$34.4M	\$63.4M	\$28.9M	+84%
4	David R Clare & Margaret C Clare Fdn	Morristown	\$6.8M	\$21.0M	\$14.2M	+209%
5	Honickman Charitable Fund	Pennsauken	\$209K	\$13.9M	\$13.7M	+6,562%
6	David and Nicole Tepper Charitable	Short Hills	\$284K	\$12.9M	\$12.6M	+4,450%
7	Colton Family Foundation	Short Hills	\$4.8M	\$17.0M	\$12.2M	+253%
8	Wilf Family Foundation	Short Hills	\$6.3M	\$17.5M	\$11.2M	+180%
9	The CRH Foundation	Englewood	\$244K	\$10.8M	\$10.5M	+4,318%
10	Corabelle Lumps Foundation	Princeton	\$7.7M	\$18.1M	\$10.4M	+136%
11	Thomas D Klingenstein Fund	Cranbury	\$3.4M	\$12.0M	\$8.6M	+248%
12	The Jane and Daniel Och Family	Florham Park	\$23.2M	\$30.9M	\$7.7M	+33%
13	Golden Dome Foundation Inc	Middletown	\$2.2M	\$9.4M	\$7.3M	+333%
14	Quest Diagnostics Foundation Inc	Secaucus	\$1.5M	\$8.6M	\$7.2M	+494%
15	Pheasant Hill Foundation Inc	Morristown	\$644K	\$7.7M	\$7.0M	+1,088%
16	Lefkovits Family Foundation	Highland Park	\$367K	\$6.8M	\$6.4M	+1,752%
17	Gordon & Llura Gund 1993 Charitable	Princeton	\$4.6M	\$10.1M	\$5.6M	+122%
18	Many Voices Foundation	Princeton	\$3.7M	\$8.6M	\$4.9M	+132%
19	Doll Family Foundation	Princeton	\$1.7M	\$6.4M	\$4.8M	+288%
20	SFF Foundation	Lakewood	\$1.3M	\$5.5M	\$4.2M	+316%
21	The David R and Patricia D Atkinson Fdn	Princeton	\$3.3M	\$7.3M	\$4.0M	+120%
22	American Water Charitable Foundation	Camden	\$1.7M	\$5.2M	\$3.5M	+205%
23	Turner Construction Company Foundation	Montvale	\$863K	\$4.3M	\$3.4M	+393%
24	The Haines Family Foundation Inc	Egg Harbor	\$531K	\$3.9M	\$3.3M	+626%
25	The MCJ Amelior Foundation	Morristown	\$2.5M	\$5.8M	\$3.3M	+132%
26	The Jin Hua Foundation	Alpine	\$182K	\$2.9M	\$2.7M	+1,507%
27	Kolatch Family Foundation	Englewood	\$4.9M	\$7.4M	\$2.5M	+51%
28	TIA Charitable Trust	Rahway	\$1.1M	\$3.5M	\$2.5M	+233%
29	Blue Guitar Foundation	Fort Lee	\$4.6M	\$7.0M	\$2.4M	+52%
30	Almar Foundation	Washington Twp	\$122K	\$2.5M	\$2.4M	+1,948%
31	Crane Fund for Widows and Children	Englewood Cliffs	\$2.1M	\$4.5M	\$2.4M	+113%
32	The Daniel E and Joyce G Straus Family	Fort Lee	\$2.0M	\$4.4M	\$2.4M	+118%
33	The Isdell Family Foundation	Chatham	\$1.1M	\$3.4M	\$2.3M	+213%
34	Joy Street Foundation	New Vernon	\$135K	\$2.4M	\$2.2M	+1,662%
35	Focus for Health Foundation Inc	Warren	\$1.5M	\$3.6M	\$2.1M	+144%
36	Armenian Wounded Heroes Fund Inc	Ridgewood	\$232K	\$2.3M	\$2.1M	+893%
37	Novartis US Foundation	East Hanover	\$11.8M	\$13.8M	\$1.9M	+16%

#	Foundation	City	FY2020	FY2024	Change	%
38	Michael J and Patricia Levitt Family	Camden	\$1.1M	\$3.1M	\$1.9M	+171%
39	The O&R Rosner Foundation Inc	Sayreville	\$2.3M	\$4.2M	\$1.9M	+83%
40	The Fournier Family Foundation	Summit	\$3.0M	\$4.9M	\$1.9M	+64%
41	Sunny Mountain Foundation Inc	Tenafly	\$1.4M	\$3.2M	\$1.9M	+140%
42	Frank P Diassi and Marianne R Diassi Fdn	Florham Park	\$175K	\$2.0M	\$1.8M	+1,043%
43	The Zahava & Moshael J Straus Family Fdn	Englewood Cliffs	\$371K	\$2.0M	\$1.6M	+432%
44	The Randall & Barbara Smith Foundation	Englewood	\$824K	\$2.4M	\$1.6M	+194%
45	Tablada Family Foundation	Florham Park	\$1.2M	\$2.8M	\$1.5M	+122%
46	Hickory Foundation	Lambertville	\$1.2M	\$2.7M	\$1.5M	+126%
47	The Mark and Jane Wilf Family Fdn	Short Hills	\$324K	\$1.7M	\$1.4M	+430%
48	Pannonia Foundation	Ramsey	\$655K	\$2.0M	\$1.4M	+208%
49	Haddad Brands Family Foundation	Dayton	\$686K	\$1.9M	\$1.2M	+178%
50	The David and Meredith Kaplan Foundation	Florham Park	\$3.6M	\$4.8M	\$1.2M	+32%

Matched cohort of 2,028 foundations with grant data in both FY2020 and FY2024; ranked by absolute dollar growth.

# Where the money goes, by cause

Healthcare leads New Jersey foundation giving: 990 foundations active in healthcare-related grantmaking deployed \$5.7B in FY2022–24. Higher education engages the most foundations outright (1,078). The quieter story is at the bottom of the chart: causes like civil rights (61 funders) and community improvement (70) have few dedicated funders but large average commitments — less competition for orgs that fit.

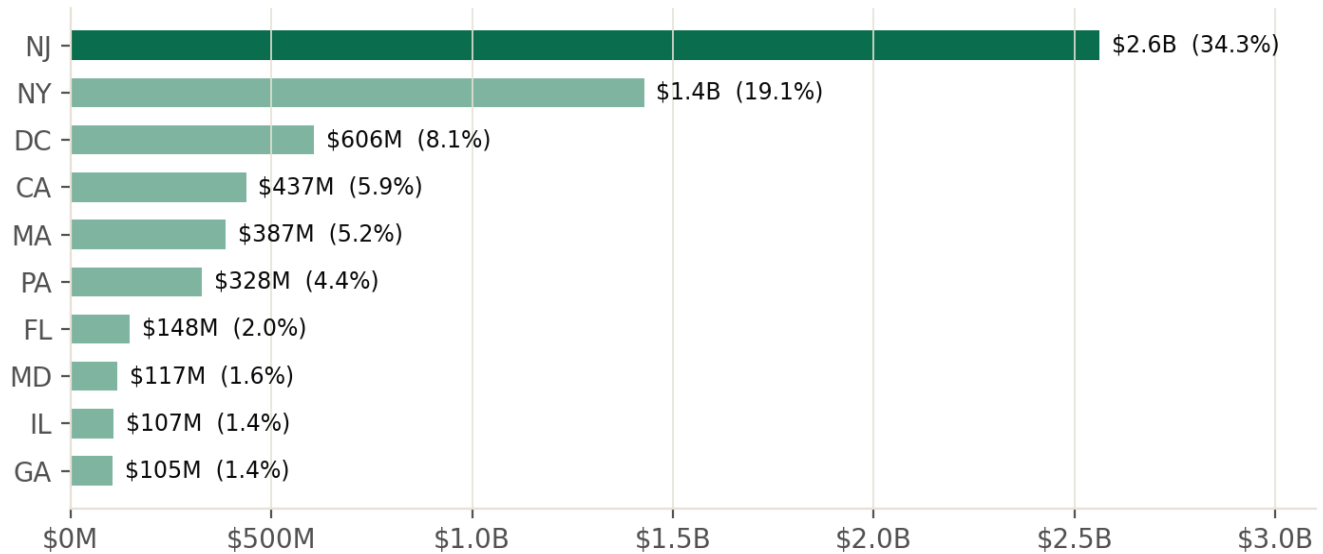


Focus areas are assigned per foundation from grant-history classification (Bespoke Grants taxonomy). A foundation's full giving counts toward each of its areas, so bars overlap and do not sum to the state total.

# Does New Jersey money stay in New Jersey?

Only about a third does. Of the \$7.46B granted in FY2022–24, **\$2.56B (34.3%) went to New Jersey recipients**. New York captured \$1.43B (19.1%) — Manhattan's universities, hospitals, and national nonprofits sit one river away from much of NJ's foundation wealth. Washington DC (\$606M) and Massachusetts (\$387M) punch far above their size on the strength of national policy organizations and universities. For NJ nonprofits, the pitch writes itself: most local foundation wealth is exportable, and local impact is the differentiator.

**Where NJ foundation dollars went, 2022-2024 (recipient state)**



Recipient state as reported on Schedule of Grants; ~2% of dollars omit a recipient state and are excluded from shares.

## How we built this

**Scope.** New Jersey-headquartered private foundations (IRS Form 990-PF filers). Source: IRS 990-PF e-file XML, tax years 2019-2024, as ingested by Bespoke Grants. All figures reflect grants as itemized on Form 990-PF Part XV (or equivalent e-file schedules) — cash grants paid during the filing year.

**Exclusions.** (1) Pharmaceutical patient-assistance programs — nine NJ-based entities including the Johnson & Johnson, Bristol-Myers Squibb, Novartis, Merck, Bayer, Otsuka, Sanofi, Genzyme, and Teva programs — which report the retail value of free medication to individuals as grants (J&J alone: \$4.6B in FY2022). Including them would swamp every cash-giving statistic. (2) Individual grant lines of \$250M+ (in-kind product distributions). (3) Zero and negative amounts.

**Coverage.** IRS e-file XML availability varies by year. Tax years 2019 and 2021 have substantially lower filing coverage (706 and 293 foundations respectively, vs. 2,200-2,600 in 2020/2022-24) and are shown for context only. Year-over-year comparisons in this report use matched-cohort analysis (the same foundations present in both years compared).

**County assignment.** County reflects the foundation's filing address, mapped from the ~100 NJ municipalities that account for roughly 95% of grant dollars; the remainder is reported as Other / unmapped.

### **About Bespoke Grants**

Bespoke Grants is an AI grant-research platform for small and mid-sized nonprofits. It matches your organization against 22,000+ tagged foundations using five years of real 990 grant history — the same dataset behind this report — then drafts funder-specific letters of inquiry in your organization's voice.

**[bespokegrants.ai](https://bespokegrants.ai)** · Questions about the data: [nate@bespokegrants.ai](mailto:nate@bespokegrants.ai)